

यूको बैंक

सम्मान आपके विश्वास का



UCO BANK

Honours Your Trust

HO/Finance/Share/ 144 /2018-19

Date : 12.11.2018

The Manager
Listing Department
National Stock Exchange of India Ltd.
"Exchange Plaza"
Bandra-Kurla Complex, Bandra (E)
Mumbai – 400 051

The Manager
Bombay Stock Exchange Ltd.,
Floor 25
Pheroj Jeejeebhoy Towers
Dalal Street, Mumbai – 400 001

Dear Sir,

SUB: Reviewed Financial Results for the 2nd quarter ended 30.09.2018

We submit herewith Reviewed Financial Results for the 2nd quarter ended 30.09.2018 of our Bank duly taken on record by the Board of Directors of our Bank at their meeting held on this day for your kind perusal.

Yours faithfully,

(N Purna Chandra Rao)
Company Secretary

Encl: As stated





UCO BANK

Head Office : 10, B.T.M.Sarani, Kolkata - 700 001

Website : www.ucobank.com

REVIEWED FINANCIAL RESULTS FOR THE HALF YEAR ENDED 30TH SEPTEMBER, 2018

₹ in Lakh

SL No.	Particulars	Quarter Ended			Half Year Ended		Year Ended
		30.09.2018 (Reviewed)	30.06.2018 (Reviewed)	30.09.2017 (Reviewed)	30.09.2018 (Reviewed)	30.09.2017 (Reviewed)	31.03.2018 (Audited)
1	Interest Earned (a)+(b)+(c)+(d)	347970	373180	344622	721150	721280	1402013
	(a) Interest/discount on advances / bills	193516	207619	198101	401135	416678	798161
	(b) Income on investments	130975	128490	127379	259465	261165	517816
	(c) Interest on balances with R.B.I & other inter-bank funds	10674	8396	6509	19070	19692	36818
	(d) Others	12805	28675	12633	41480	23745	49218
2	Other Income	26940	62900	31129	89856	78175	112100
3	Total Income (1+2)	374918	436088	375751	811006	799455	1514113
4	Interest Expended	251513	250378	279076	501891	571587	1089540
5	Operating Expenses (i) + (ii)	72795	67493	72296	140288	142581	291149
	(i) Employees Cost	46088	45023	46237	91111	91908	184182
	(ii) Other Operating Expenses (All items exceeding 10% of the total expenditure excluding interest expenditure may be shown separately)	26707	22470	26059	49177	50673	106967
6	Total Expenditure (4+5) (excluding Provisions and Contingencies)	324308	317871	351372	642179	714168	1380689
7	Operating Profit (Before Provisions and Contingencies) (3-6)	50610	118217	24379	168827	85287	133424
8	Provisions (other than current tax) and Contingencies (Net)	164254	180721	86470	344975	213680	576119
	of which provisions for Non-performing assets	141094	203833	132336	344927	252761	734338
9	Exceptional Items	0	0	0	0	0	0
10	Profit(+)/Loss(-) from Ordinary Activities before tax (7-8-9)	-113644	-62504	-62091	-176148	-128393	-442695
11	Provision for Current Taxes	0	884	165	884	165	942
12	Net Profit(+)/Loss(-) from Ordinary Activities after tax (10-11)	-113644	-63388	-62256	-177032	-128558	-443637
13	Extraordinary items (net of tax expense)	0	0	0	0	0	0
14	Net Profit(+)/Loss (-) for the period (12-13)	-113644	-63388	-62256	-177032	-128558	-443637
15	Paid-up Equity Share Capital (Face Value ₹ 10/- each)	395514	395514	186689	395514	186689	230816
16	Reserves excluding Revaluation Reserves (As per Balance Sheet of previous accounting year)	516525	516525	771857	516525	771857	516525
17	Analytical Ratios						
	(i) Percentage of shares held by Govt. of India	90.80%	90.80%	80.50%	90.80%	80.50%	84.23%
	(ii) Capital Adequacy Ratio: Basel-III	7.57%	9.18%	9.32%	7.57%	9.32%	10.94%
	(a) Common Equity Tier-I Ratio	5.57%	7.02%	6.64%	5.57%	6.64%	8.23%
	(b) Additional Tier-I Ratio	0.00%	0.00%	0.68%	0.00%	0.68%	0.71%
	(iii) Earning Per Share (EPS) (in ₹) (Not Annualised)						
	a) Basic and diluted EPS before Extraordinary items (net of tax expense) for the period, for the year to date and for the previous year.	-2.87	-2.08	-3.58	-5.05	-7.79	-25.23
	b) Basic and diluted EPS after Extraordinary items for the period, for the year to date and for the previous year.	-2.87	-2.08	-3.58	-5.05	-7.79	-25.23
	(iv) NPA Ratios						
	a) Amount of Gross NPA	2958149	2978641	2443495	2958149	2443495	3054992
	b) Amount of Net NPA	1182021	1255800	1100823	1182021	1100823	1408207
	c) % of Gross NPA	25.37%	25.71%	19.74%	25.37%	19.74%	24.64%
	d) % of Net NPA	11.97%	12.74%	9.98%	11.97%	9.98%	13.10%
	(v) Return on Assets (Annualised) (%)	-1.97%	-1.10%	-1.04%	-1.53%	-1.07%	-1.88%



PART : A BUSINESS SEGMENTS							
Sl. No.	Particulars	Quarter Ended			Half Year Ended		Year Ended
		30.09.2018 (Reviewed)	30.06.2018 (Reviewed)	30.09.2017 (Reviewed)	30.09.2018 (Reviewed)	30.09.2017 (Reviewed)	31.03.2018 (Audited)
1	Segment Revenue						
	i) Treasury Operations	169665	161764	166584	331429	351299	643104
	ii) Corporate Banking Operations	135372	159465	124985	294837	272109	521033
	iii) Retail Banking Operations	68929	113858	83200	182787	174078	345906
	iv) Other Banking Operations	952	1001	982	1953	1969	4070
	Total Revenue	374918	436088	375751	811006	799455	1514113
2	Segment Results						
	i) Treasury Operations	51890	50031	49278	101921	111403	178131
	ii) Corporate Banking Operations	1062	40608	-15924	41670	-18292	-29408
	iii) Retail Banking Operations	-3294	26577	-9958	23283	-9794	-19369
	iv) Other Banking Operations	952	1001	983	1953	1970	4070
	Total (Operating Profit)	50610	118217	24379	168827	85287	133424
	Less: Other Un-allocable Expenditure	164254	180721	86470	344975	213680	576119
	Profit Before Tax	-113644	-62504	-62091	-176148	-128393	-442695
	Provision for Tax	0	884	165	884	165	942
	Net Profit	-113644	-63388	-62256	-177032	-128558	-443637
3	Segment Assets						
	i) Treasury Operations	9934714	9474615	9545218	9934714	9545218	9979182
	ii) Corporate Banking Operations	6828935	6439975	7360411	6828935	7360411	6965894
	iii) Retail Banking Operations	4302481	4729120	4660349	4302481	4660349	4622588
	iv) Other Banking Operations	38782	37951	35300	38782	35300	37954
	Total Assets	21104912	20681661	21601278	21104912	21601278	21605618
4	Segment Liabilities						
	i) Treasury Operations	8687310	8235692	8174816	8687310	8174816	8480117
	ii) Corporate Banking Operations	7617988	7176206	8221134	7617988	8221134	7889803
	iii) Retail Banking Operations	4799614	5269763	5205328	4799614	5205328	5235698
	iv) Other Banking Operations	0	0	0	0	0	0
	Total Liabilities	21104912	20681661	21601278	21104912	21601278	21605618

PART : B GEOGRAPHICAL SEGMENTS						
Particulars	Quarter Ended			Half Year Ended		Year Ended
	30.09.2018 (Reviewed)	30.06.2018 (Reviewed)	30.09.2017 (Reviewed)	30.09.2018 (Reviewed)	30.09.2017 (Reviewed)	31.03.2018 (Audited)
Domestic						
i) Revenue	363632	423178	361486	786810	768195	1451943
ii) Assets	19749952	19163526	19421113	19749952	19421113	19703276
International						
i) Revenue	11286	12910	14265	24196	31260	62170
ii) Assets	1354960	1518135	2180165	1354960	2180165	1902342
Global						
i) Revenue	374918	436088	375751	811006	799455	1514113
ii) Assets	21104912	20681661	21601278	21104912	21601278	21605618



STATEMENT OF ASSETS AND LIABILITIES

Particulars	As on 30.09.2018 (Reviewed)	As on 30.09.2017 (Reviewed)	As on 31.03.2018 (Audited)
Capital & Liabilities			
Capital	3955 14	1866 89	2308 16
Reserves & Surplus	9376 98	9662 73	7517 02
Deposits	182226 35	188362 48	181849 28
Borrowings	10211 19	8793 63	12449 26
Other Liabilities & Provisions	5279 46	7327 05	6800 46
Total	211049 12	216012 78	216056 18
Assets			
Cash and Balance with RBI	7901 88	7576 94	8125 08
Balance with Banks and Money at call and Short Notice	7429 15	6490 90	6622 96
Investments	73333 55	70977 27	70962 15
Advances	98820 21	110293 75	107470 02
Fixed Assets	2873 52	2844 32	2875 10
Other Assets	20690 81	17829 60	20000 87
Total	211049 12	216012 78	216056 18


RAM KUMAR
 Deputy General Manager


ARUN GUPTA
 General Manager


CHARAN SINGH
 Executive Director


A K GOEL
 Managing Director & CEO


For Tej Raj & Pal
 Chartered Accountants
 FRN 304124E




 (CA Beeraka Vijay)
 Partner
 MRN 214678

For R M Lall & Co.
 Chartered Accountants
 FRN 000932C




 (CA R P Tiwari)
 Partner
 MRN 071448


For M C Bhandari & Co
 Chartered Accountants
 FRN 303002E




 (CA M R Jain)
 Partner
 MRN 050919

For V Singhi & Associates
 Chartered Accountants
 FRN 311017E




 (CA Dibyendu Pal Choudhury)
 Partner
 MRN 016830

For Rama K Gupta & Co
 Chartered Accountants
 FRN 005005C




 (CA Ankur Gupta)
 Partner
 MRN 429684



UCO BANK
HEAD OFFICE: KOLKATA

NOTES ON THE REVIEWED FINANCIAL RESULTS
FOR THE SECOND QUARTER ENDED 30TH SEPTEMBER, 2018

1. The above financial results were reviewed by the Audit Committee of Board and approved by the Board of Directors at its meeting held on 12th November, 2018. The same has been subjected to limited review by Statutory Central Auditors of the Bank, in line with the guidelines issued by Reserve Bank of India and as per the requirements of SEBI (Listing Obligations & Disclosure Requirements) Regulations, 2015.
2. The financial results for the second quarter ended 30th September, 2018 have been prepared in accordance with AS-25 Interim Financial Report issued by ICAI, following the same accounting policies and practices as those followed in annual financial statements for the year ended 31st March, 2018.
3. The financial results for the Second quarter ended 30th September, 2018 have been arrived at after considering provisions on advances, non-performing investments, depreciation on investments & on fixed assets and provision for exposure to entities with unhedged foreign currency on the basis of extant guidelines/directives issued by the Reserve Bank of India. Provisions for Employee Benefits including pension has been made on actuarial valuation basis, Income Tax (including Deferred Tax) and other usual and necessary provisions have been made on the basis of extant guidelines.
4. RBI vide its circular dated 12th February, 2018, issued a revised framework for resolution of stressed assets, which superseded the existing guidelines on SDR, change in ownership outside SDR (except projects under implementation) and S4A with immediate effect. Under revised framework, the stand-still benefits for accounts where any of these schemes had been invoked but not yet implemented were revoked and accordingly, these accounts have been classified as per extant RBI norms on income recognition and asset classification.
5. RBI vide its circular dated 18th April, 2017 advised that the provisioning rates prescribed as per prudential norms circular are the regulatory minimum and banks are encouraged to make provisions at higher rates in respect of advances to stressed sectors of the economy and had specifically highlighted the telecom sector. Accordingly, during the quarter, the Bank as per its Board approved policy made additional general provision amounting to Rs. 1.41 crore on standard loans & advances to borrowers.
6. RBI vide its circular DBR.No. BP.BC.102/21.04.048/2017-18 dated April 2, 2018 and BP.No.BP.BC.113/21.04.048/2017-18 dated June 15, 2018 granted an option to spread mark to market loss on AFS & HFT investments in Government securities for the quarters ended December 31, 2017, March 31, 2018 and June 30, 2018 equally over four quarters commencing with the quarter in which the loss is incurred. Accordingly, during the quarter, bank has charged depreciation on investments amounting to Rs. 177.77 Crore related to above three quarters in addition to current quarter depreciation on investment and spread balance MTM losses to the subsequent quarters to the tune of Rs. 93.30 Crore.



7. Based on the available data, available financial statements and the declaration from borrowers wherever received, the Bank has estimated a liability of Rs.39.10 Lacs as on 30.09.2018 on Unhedged Foreign Currency Exposure to their constituents in terms of RBI Circular DBOD.No.BP.BC.85/21.06.200/2013-14 dated 15th January 2014. The entire estimated amount is fully provided for.
8. In the opinion of the bank, there is on reasonable certainty of availability of future taxable income against which timing differences arising on account of provision for accumulated losses, Standard assets, employee benefits etc can be realized and accordingly during the quarter, the bank has recognized deferred tax assets of Rs. 456.30 Crore.
9. RBI vide its letter DBR.No.BP.BC.9730/21.04.018/2017-18 dated 27.04.2018 has given the option to Banks to spread additional liability on account of the enhancement in gratuity limits from Rs.10 lakh to Rs.20 lakh from 29.03.2018 under Payment of Gratuity Act,1972, over four quarters beginning with the quarter ended March 31,2018. The Bank exercised that option and had charged Rs. 55.38 crore out of an unamortized portion of Rs.166.15 crore as on March 31, 2018 to the Profit & Loss Account during the quarter September 30, 2018 and the unamortized gratuity expenditure as at 30th September, 2018 is Rs. 55.38 Crore to be provided in the next quarter.
10. In accordance with RBI circular DBOD No.BP.BC/1/21.06.201/2015-16 dated 1st July, 2015, banks are required to make Pillar 3 disclosures under Basel III Capital requirements. The disclosures are being made available on our website. These disclosures have not been subjected to Limited Review.
11. The Non Performing Loan Provisioning Coverage Ratio is 67.61% as on 30th September, 2018.
12. Number of investor Complaints: - (i) Outstanding at the beginning of the quarter - Nil (ii) Received during the quarter - 292 (iii) Disposed of during the quarter - 292 and Outstanding at the end of the quarter - Nil.
13. Figures of the previous periods have been regrouped / reclassified wherever necessary.



(Charan Singh)
Executive Director



(A K Goel)
Managing Director & CEO

Date: 12.11.2018

Place: Kolkata



TEJ RAJ & PAL Chartered Accountants Plot No.1278/2256/4294, Govinda Prasad, Bomikhal, Bhubaneswar – 751 010 Orissa	R M Lall & Co Chartered Accountants 4/10, Vishal Khand, Gomti Nagar, Lucknow- 226 010 (U.P.)	M. C. Bhandari & Co Chartered Accountants 4, Synagogue Street, Suite # 205, 2 nd Floor, Facing Brabourne Road, Kolkata – 700 001.
V Singhi & Associates Chartered Accountants Four Mangoe Lane, Surendra Mohan Ghosh Sarani, Ground Floor Kolkata – 700 001	Rama K Gupta & Co Chartered Accountants 156, Ravi Nagar, Behind GDA Kherapati Road Gwalior (M.P) – 474 002	

LIMITED REVIEW REPORT

To
The Board of Directors
UCO BANK
KOLKATA

1. We have reviewed the accompanying Statement of unaudited financial results of UCO Bank (the "Bank") for the Second quarter ended September 30, 2018. The disclosures relating to "Pillar 3 under Basel III Capital Regulations", "Leverage Ratio" and "Liquidity Coverage Ratio" as have been disclosed on the Bank's website and in respect of which a link has been provided in the aforesaid financial results have not been reviewed by us. This Statement of unaudited financial results is the responsibility of the Bank's Management and has been approved by the Board of Directors. Our responsibility is to issue a report on this Statement of unaudited financial results based on our review.
2. The financial results incorporate the relevant returns of 21 branches (including Treasury Branch) reviewed by us and 1 foreign branch reviewed by local auditors specially appointed for this purpose and unreviewed returns and/or data in respect of 3066 other branches (including 1 foreign branch). These review reports cover 55.30 per cent of the advances portfolio of the bank and 78.62 percent of Non-performing Assets of the bank.
3. We conducted our review in accordance with the Standard on Review Engagements (SRE) 2410, "Review of Interim Financial Information Performed by the Independent Auditor of the Entity" issued by the Institute of Chartered Accountants of India. This standard requires that we plan and perform the review to obtain moderate assurance as to whether the financial statements are free of material misstatement. A review of Financial Results consists principally of applying analytical procedures to financial data and making enquiries of persons responsible for financial and accounting matters. It is substantially less in scope than an audit, conducted in accordance with the generally accepted auditing standards, the objective of which is the expression of an opinion regarding the financial statements taken as a whole, and thus provide less assurance than an audit. We have not performed an audit and accordingly, we do not express an audit opinion.
4. Without qualifying our conclusion, we draw attention to



1




- a. Note No.6 regarding RBI dispensation permitting Bank to spread provisioning to mark to market losses on investment held in the AFS and HFT for the quarters ended 31st December, 2017, 31st March, 2018 and 30th June, 2018.
- b. Note No.9 regarding RBI dispensation permitting Bank to spread additional liability on account of enhancement in gratuity limits.
5. Based on our review conducted as above, subject to limitations in scope as mentioned in para 2 above and read with the notes to unaudited financial result nothing has come to our attention that causes us to believe that the accompanying statement of unaudited financial results read together with notes thereon prepared in accordance with applicable accounting standards and other recognized accounting practices and policies have not disclosed the information required to be disclosed in terms of Regulation 33 of the SEBI (Listing Obligations and Disclosure Requirements) Regulations, 2015 including the manner in which it is to be disclosed, or that it contains any material misstatement or that it has not been prepared in accordance with the relevant prudential norms issued by the Reserve Bank of India in respect of income recognition, asset classification, provisioning and other related matters.

For Tej Raj & Pal
Chartered Accountants
FRN 304124E


(CA Beeraka Vijay)
Partner
MRN 214678



For R M Lall & Co
Chartered Accountants
FRN 000932C


(CA R P Tewari)
Partner
MRN 071448



For M. C Bhandari & Co
Chartered Accountants
FRN 303002E


(CA M.R. Jain)
Partner
MRN 050919



For V Singhi & Associates
Chartered Accountants
FRN 311017E


(CA Dibyendu Pal Choudhury)
Partner
MRN 016830



For Rama K Gupta & Co
Chartered Accountants
FRN 005005C


(CA Ankur Gupta)
Partner
MRN 429684



Place: Kolkata
Date: 12th November, 2018